



Partner Enrollment Guide

Table of Contents

Required for all Applications:

[Navigating to the Enrollment Application](#)

[Register for a Red Hat account](#)

Once you have verified your Red Hat account, please navigate to the relevant enrollment process:

[Reseller Enrollment Process](#)

[Cloud Enrollment Process](#)

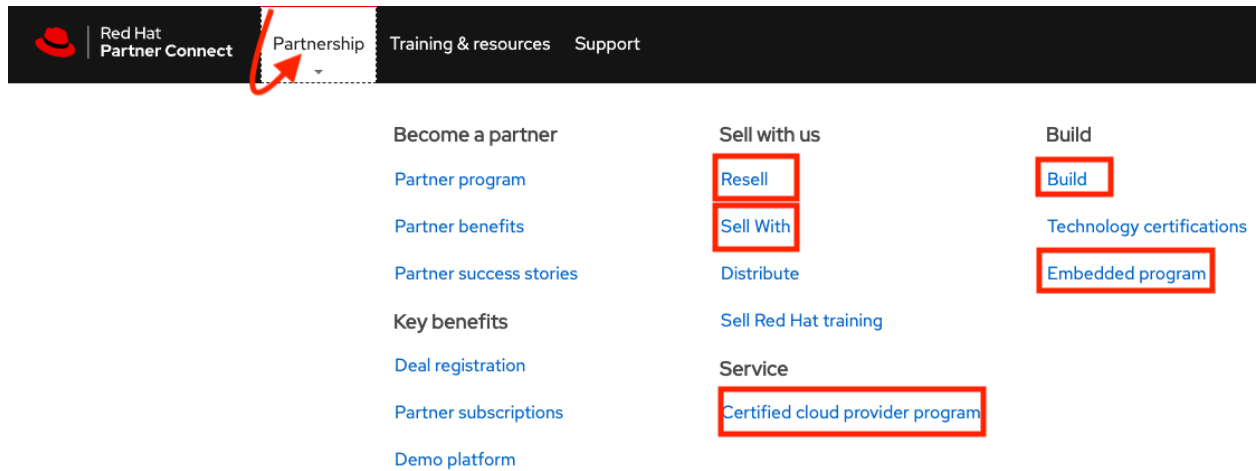
[Embedded Solutions Enrollment Process](#)

[Build Enrollment Process](#)

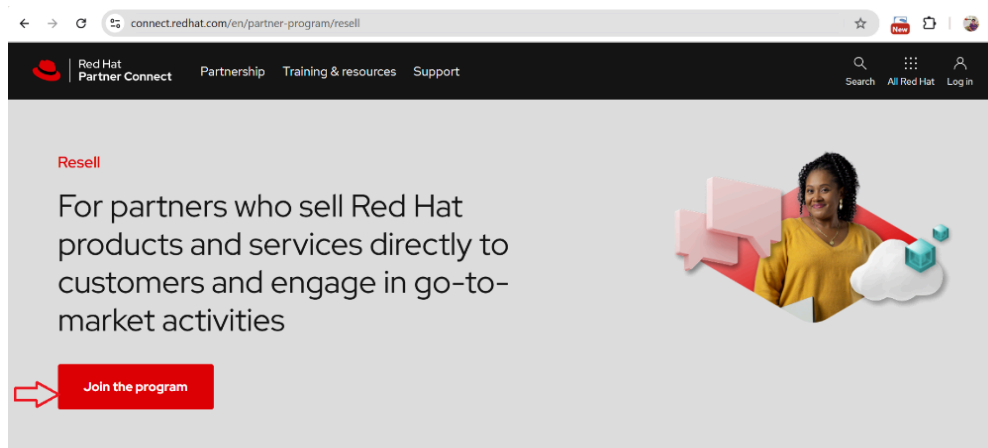
[Sell With Enrollment Process](#)

Navigating to the Enrollment Application

Step 1: Visit connect.redhat.com, then click on **'Partnership'** and select one of the applicable programs: **Resell** (Solution providers), **Sell With, Cloud, Build** or **Embedded solutions**.



Step 2: Once Partnership has been selected, you will be prompted to click the **Join the Program button** (as shown in below screenshot)

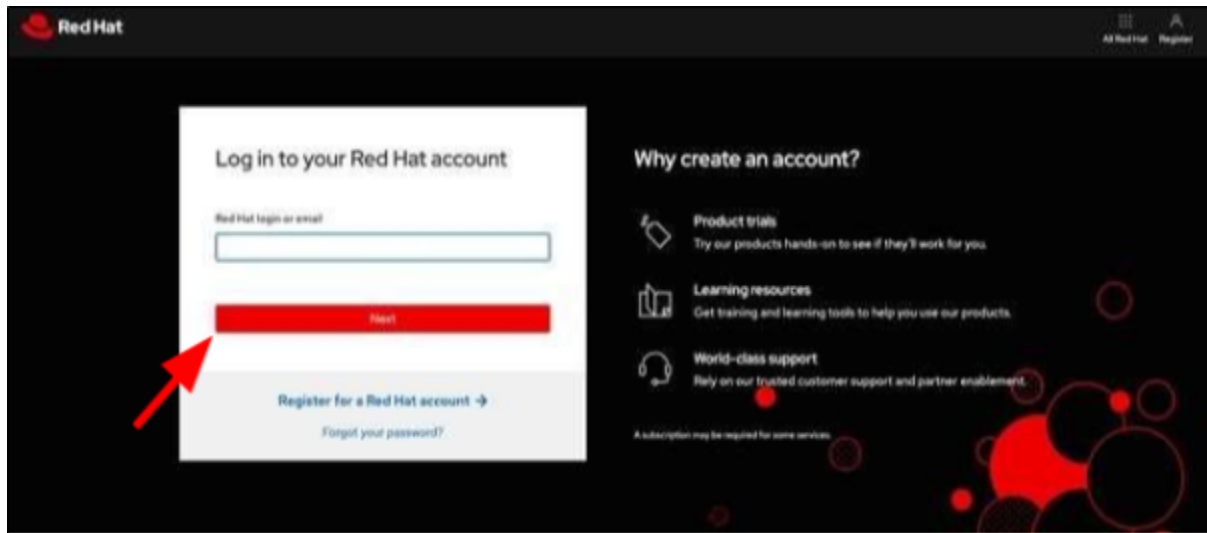


Step 3: Log into your **Red Hat account** or [create a Red Hat account](#) and you will be redirected to the application workflow.



Register for a Red Hat account

Step 1: Navigate to connect.redhat.com then click **Register for a Red hat account**.



Step 2: Fill in the **Login information** fields by choosing a Red Hat login and password.

Register for a Red Hat account

Red Hat will collect your contact and account information to create your Red Hat account. We use your personal data to identify you and to provide you with information, support, and customer service. For more information, please see [Red Hat's privacy statement](#).

Need to join your organization's account?

Do not complete the form below if you need to join an existing account. In order to access subscriptions purchased by your organization, contact an organization administrator to join, or contact [Customer Service](#) with questions.

* All fields required

Login information

Choose a Red Hat login *

Your login is a user ID for accessing your account across all Red Hat sites. It must be at least 5 characters and **cannot be changed once created**.

Choose a password *

— Must be at least 14 characters
— Must include at least 3 of the following: lowercase letter, uppercase letters, numbers, symbols
— Cannot contain the word(s) "redhat" or "password"

Confirm password *



Step 3: Fill in the **Personal information** fields and then select the **Corporate** Account type.

Personal information

First name * **Last name ***

Email address * **Phone number *** !
Please enter a valid phone number

Job role *

Account type

Choose account type *

Corporate
Allows a set of users within your organization to centrally make purchases or administer systems

Personal
For purchasing or administering your own personal systems

Step 4: Fill in the **Contact Information** fields and click **Create my Account**.

Company name *
Onboarding Cloud Companies

Country/Region *
United States

Address line 1 *
100 E Davis St

Address line 2

Postal code * 27601 **City *** RALEIGH

State/Province * North Carolina **County *** WAKE

Marketing opt-in
Red Hat may use your personal data to inform you about its products, services, and events.

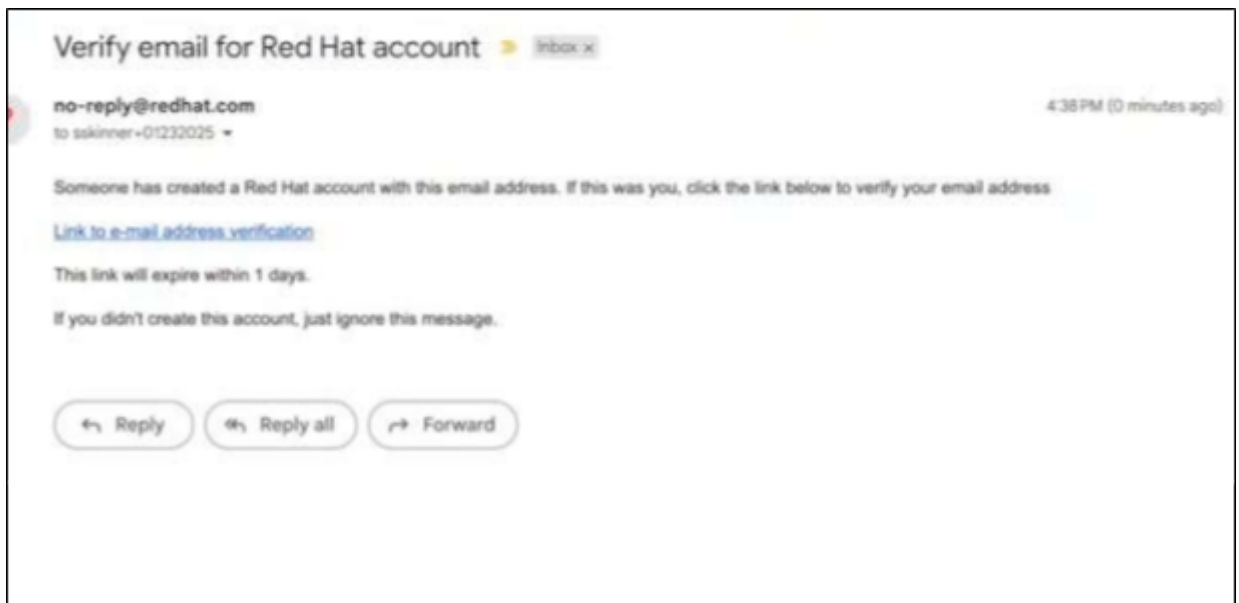
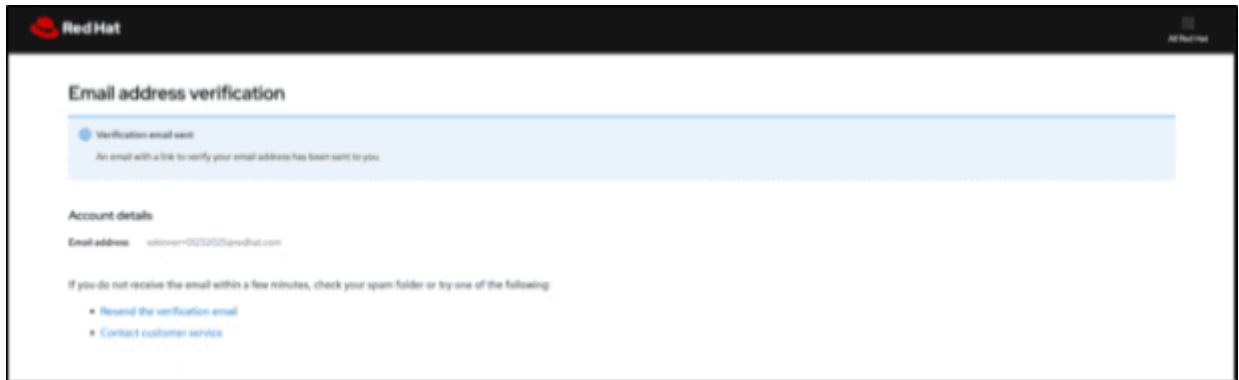
Notify me about products, services, and events.

You can stop receiving marketing emails by clicking the unsubscribe link in each email or withdraw your consent at any time in the [preference center](#). See [privacy statement](#) for details.

[Back to login page](#)



Step 5: You will receive a verification email. Navigate to the email you provided and click **Link to e-mail address verification** in the email to be directed to the partner enrollment application screen to continue your partner application workflow.





Reseller Enrollment Process

Step 1: Select your **Authorized Country** and **Language Preferences** for viewing the full enrollment process, then click **Next**.

***Note:** You can now submit applications on behalf of your company entities by country, ensuring that the relevant agreements populate based on the location.

Apply to become a Red Hat partner

Partner Preferences Program Selection Detailed Company L... Partner Code of Con... Integrity Training Qualification Agreements Preview Application Finish

* Authorized Country
United States

* Language Preferences
English

Next

Step 2: Select the **RHPP Resell** module, then click **Next**.

Apply to become a Red Hat partner

Program Selection Detailed Company L... Partner Code of Con... Integrity Training Qualification Agreements Preview Application Finish

Please select the Red Hat Partner Program (RHPP) module or other program you wish to apply:

- RHPP Resell module: For companies that sell and transact the sale of Red Hat offers directly to end customers.
- RHPP Sell With module: For companies engaged in joint solution selling with Red Hat but do not transact the sale.
- RHPP Build module: For companies who validate or certify their hardware or software products on Red Hat technologies and bring those offers to market as part of joint solutions with Red Hat offers.
- RHPP Cloud module: For the inclusion of Red Hat CCSP offers as part of a partner's cloud, hosting or managed services business and offers.
- Embedded: For the packaging of Red Hat products into a partner's single-purpose hardware appliances or turnkey software.

Step 3: Populate the **'Detailed Company information'** section, then click **Next**.

***Note:** Website is a required field.

Apply to become a Red Hat partner

Detailed Company Information Partner Code of C... Integrity Training Qualification Agreements Preview Applicati... Finish

Please provide the details for your company.

* Website

Company Description

Number of Employees

Target Market Size

Application Types

Distributor Referral Code

Additional Partnerships

Red Hat Point of Contact

Total Annual Revenue

Previous Next



Step 4: Select an Aligned Distributor, then click **Next**.

Apply to become a Red Hat partner

Aligned Distributor

Please select an Aligned Distributor:

*Distributor

--None--

Previous Next

Step 5: Attest to the Partner Code of Conduct, then click **Next**.

Apply to become a Red Hat partner

Partner Code of Con...

Red Hat Partner Code of Conduct

Red Hat requires that all new and existing partners agree to the Red Hat Partner Code of Conduct upon applying to be a partner as well as each following year.

I acknowledge that I have read and understand the Red Hat Partner Code of Conduct and that my firm has authorized me to act on its behalf for this review. I agree that the firm will abide by the Code of Conduct and understand Red Hat will require it to be reviewed annually.

I do not agree to these terms & conditions.

Previous Next

Step 6: Confirm the Integrity Training, then click **Next**.

Apply to become a Red Hat partner

Integrity Training

Red Hat requires that all new and existing partners complete Red Hat's Partner Integrity Training or similar training upon applying to be a partner as well as each following year. Similar training is that: (1) covers corruption, bribery, fraud, conflicts of interest, protection of confidential information, and the delivery and acceptance of gifts, entertainment and hospitality; and (2) is provided at least once per year.

I acknowledge that I have completed Red Hat's partner integrity training or will complete Red Hat's partner integrity training within thirty (30) days of being accepted as a Red Hat partner.

I acknowledge that I have completed integrity training provided by my firm. The firm agrees to maintain records of the content and completion of such similar training so that they can be made available to Red Hat upon request.

I do not acknowledge and affirm to this.

Previous Next

Step 7: Agree to the terms and conditions & program guidelines, then click **Next**.

Apply to become a Red Hat partner

Agreements

Please read and accept the following terms and conditions. Acceptance to these terms does not signify acceptance by Red Hat as a Red Hat partner.

*Red Hat Partner Reseller Agreement

I agree to these terms & conditions described in [Red Hat Partner Reseller Agreement](#)

I do not agree to these terms & conditions

*Red Hat Partner Reseller Program Guide

I agree to abide to the terms & conditions described in [Red Hat Partner Reseller Program Guide](#)

I do not agree to the guide

Note: This click through agreement does not supersede existing and active signed partner agreements.

Previous Next



Step 8: Preview your application, then click the **Submit** button.

The screenshot shows the 'Apply to become a Red Hat partner' page. At the top, there is a progress bar with 10 steps, where the 10th step is highlighted in blue and labeled 'Preview Application'. Below the progress bar, the text 'Please review your application' is displayed. Underneath, there is a section titled 'Partner Details' with a dropdown arrow. This section is divided into two columns: 'Contact Information' and 'Additional Company Information'. The 'Contact Information' column includes fields for 'Contact Name' and 'Contact Email'. The 'Additional Company Information' column includes fields for 'Total Annual Revenue', 'Target Market Size', 'Application Types', 'Distributor Referral Code', and 'Additional Partnerships'. Below these fields, there is a 'Company Information' section with fields for 'Company Name' and 'Company Address'. At the bottom of the form, there is a small text line: 'You acknowledge that you have read and accepted the Red Hat code of conduct, terms of services agreement and program appendices.' In the bottom right corner, there are two buttons: 'Previous' and 'Submit'.

Step 9: Confirmation of your submitted application will display with the option to return to the homepage. You have now completed the Partner Enrollment application.

The screenshot shows the confirmation screen after submitting the application. At the top, there is a progress bar with 10 steps, all of which are now green and have a checkmark inside. Below the progress bar, the text 'Thank you for your application Red Hat Partner Program.' is displayed. Underneath, there is a smaller text line: 'Your application will be reviewed and you will be notified via email with the next steps of partner setting. You will be informed of the decision once the process is complete.' In the bottom center, there is a red button labeled 'Return to home page'.



Cloud Enrollment Process

Step 1: Select your **Authorized Country** and **Language Preferences** for viewing the full enrollment process, then click **Next**.

***Note:** You can now submit applications on behalf of your company entities by country, ensuring that the relevant agreements populate based on the location.

The screenshot shows the 'Apply to become a Red Hat partner' form. The progress bar at the top indicates the current step is 'Partner Preferences'. Below the progress bar, there are two dropdown menus: 'Authorized Country' with 'United States' selected and 'Language Preferences' with 'English' selected. A red 'Next' button is located at the bottom right of the form.

Step 2: Select **RHPP Cloud module**, then click **Next**.

The screenshot shows the 'Apply to become a Red Hat partner' form. The progress bar at the top indicates the current step is 'Program Selection'. Below the progress bar, there is a heading: 'Please select the Red Hat Partner Program (RHPP) module or other program you wish to apply:'. There are five radio button options listed below:

- RHPP Resell module: For companies that sell and transact the sale of Red Hat offers directly to end customers.
- RHPP Sell With module: For companies engaged in joint solution selling with Red Hat but do not transact the sale.
- RHPP Build module: For companies who validate or certify their hardware or software products on Red Hat technologies and bring those offers to market as part of joint solutions with Red Hat offers.
- RHPP Cloud module: For the inclusion of Red Hat CCSP offers as part of a partner's cloud, hosting or managed services business and offers.
- Embedded: For the packaging of Red Hat products into a partner's single-purpose hardware appliances or turnkey software.

Step 3: Populate the **'Detailed Company information'** section, then click **Next**.

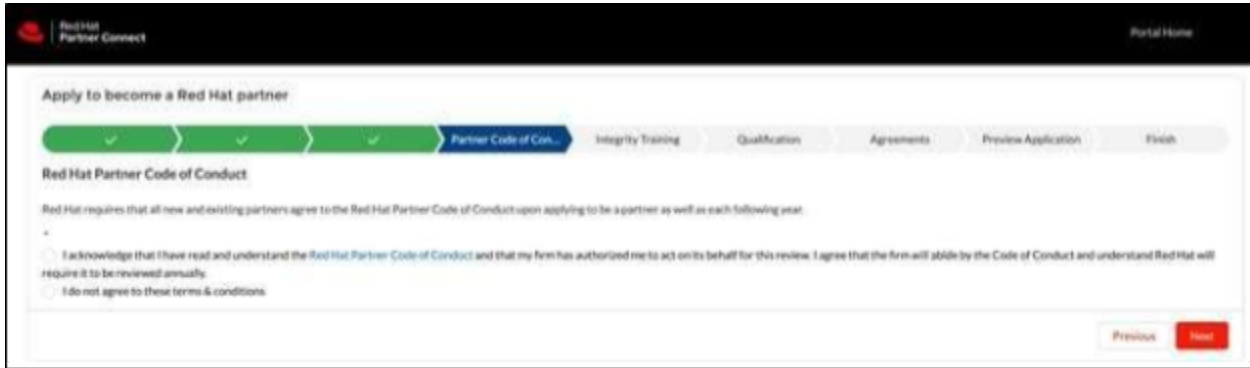
***Note:** The Website field is required.

The screenshot shows the 'Apply to become a Red Hat partner' form. The progress bar at the top indicates the current step is 'Detailed Company Information'. Below the progress bar, there is a heading: 'Detailed Company Information'. Below the heading, there is a sub-heading: 'Please provide the details for your company.' There are several input fields and dropdown menus:

- 'Website' field with 'www.newtest.com' entered.
- 'Company Description' text area.
- 'Number of Employees' dropdown menu with '--None--' selected.
- 'Target Market Size' dropdown menu with '--None--' selected.
- 'Application Type' dropdown menu with '--None--' selected.
- 'Distributor Referral Code' text area.
- 'Additional Partnerships' dropdown menu with '--None--' selected.
- 'Red Hat Point of Contact' text area.
- 'Total Annual Revenue' dropdown menu with '--None--' selected.

At the bottom right, there are 'Previous' and 'Next' buttons.

Step 4: Attest to the Partner Code of Conduct, then click **Next**.



Apply to become a Red Hat partner

Partner Code of Con...

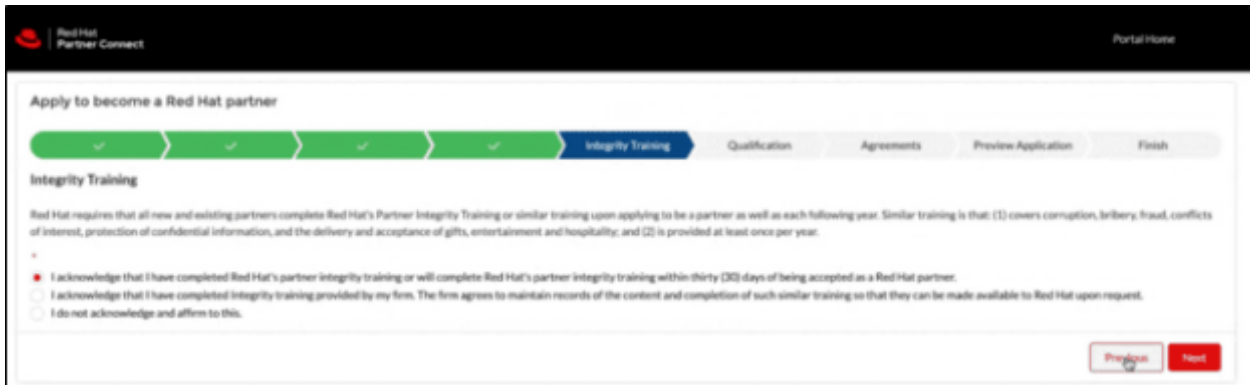
Red Hat requires that all new and existing partners agree to the Red Hat Partner Code of Conduct upon applying to be a partner as well as each following year.

I acknowledge that I have read and understand the Red Hat Partner Code of Conduct and that my firm has authorized me to act on its behalf for this review. I agree that the firm will abide by the Code of Conduct and understand Red Hat will require it to be reviewed annually.

I do not agree to these terms & conditions.

Previous Next

Step 5: Confirm the Integrity Training, then click **Next**.



Apply to become a Red Hat partner

Integrity Training

Red Hat requires that all new and existing partners complete Red Hat's Partner Integrity Training or similar training upon applying to be a partner as well as each following year. Similar training is that: (1) covers corruption, bribery, fraud, conflicts of interest, protection of confidential information, and the delivery and acceptance of gifts, entertainment and hospitality; and (2) is provided at least once per year.

I acknowledge that I have completed Red Hat's partner integrity training or will complete Red Hat's partner integrity training within thirty (30) days of being accepted as a Red Hat partner.

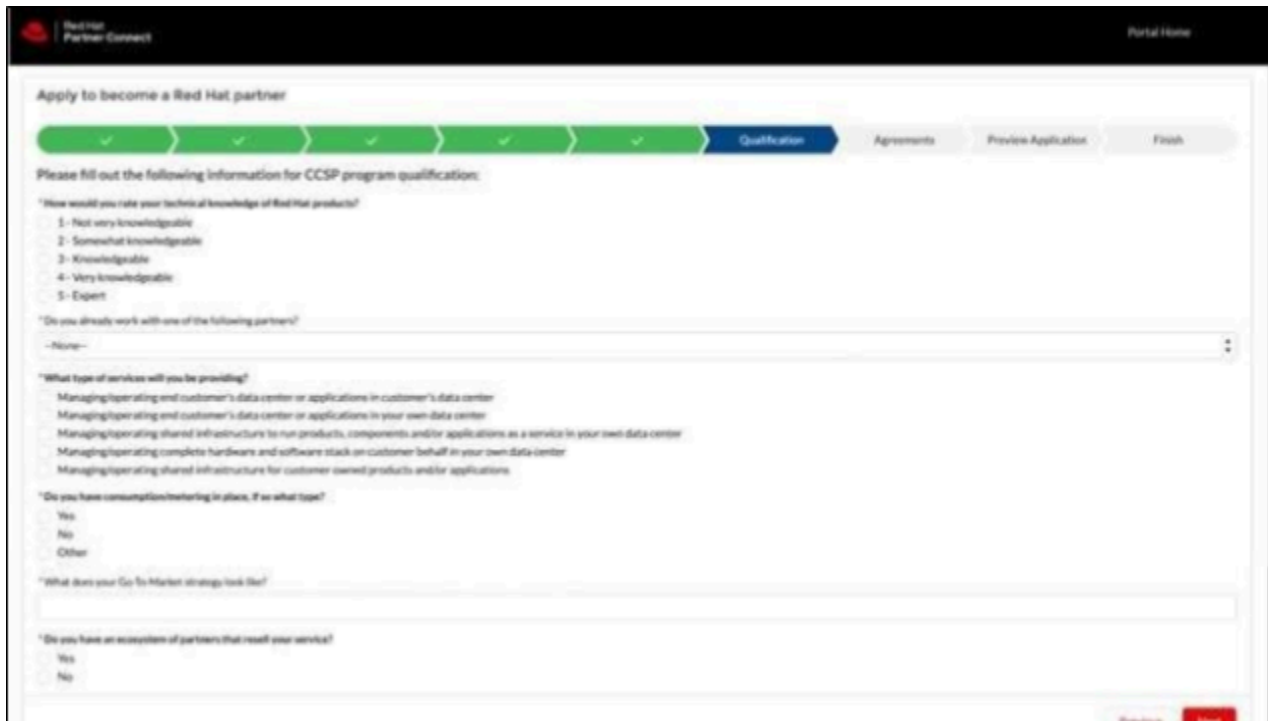
I acknowledge that I have completed integrity training provided by my firm. The firm agrees to maintain records of the content and completion of such similar training so that they can be made available to Red Hat upon request.

I do not acknowledge and affirm to this.

Previous Next

Step 6: Fill out the CCSP qualification questionnaire, then click **Next**.

***Note:** If you select **No** on question four, a checkbox will appear stating that "Having a consumption metering infrastructure in place is a contractual obligation defined in the CCSP agreement and hence is a mandatory requirement". Check the box to agree to the statement before moving on.



Apply to become a Red Hat partner

Qualification

Please fill out the following information for CCSP program qualification:

How would you rate your technical knowledge of Red Hat products?

- Not very knowledgeable
- Somewhat knowledgeable
- Knowledgeable
- Very knowledgeable
- Expert

Do you already work with one of the following partners?

None

What type of services will you be providing?

- Managing/operating and customer's data center or applications in customer's data center
- Managing/operating and customer's data center or applications in your own data center
- Managing/operating shared infrastructure to run products, components and/or applications as a service in your own data center
- Managing/operating complete hardware and software stack on customer behalf in your own data center
- Managing/operating shared infrastructure for customer owned products and/or applications

Do you have consumption metering in place, if so what type?

Yes

No

Other

What does your Go-To-Market strategy look like?

Do you have an ecosystem of partners that resell your service?

Yes

No

Previous Next



Step 7: Agree to the terms and conditions & program guidelines, then click **Next**.

Apply to become a Red Hat partner

Progress bar: 1-6 (checked), 7 (Agreements - active), 8 (Preview Application), 9 (Finish)

Agreements

Please read and accept the following terms and conditions. Acceptance to these terms does not signify acceptance by Red Hat as a Red Hat partner.

- * Red Hat Partner Certified Cloud and Service Provider Agreement**
 - I agree to these terms & conditions described in [Red Hat Partner Certified Cloud and Service Provider Agreement](#)
 - I do not agree to these terms & conditions
- * Red Hat Partner Certified Cloud and Service Provider Technical Program Guide**
 - I agree to the [Red Hat Partner Certified Cloud and Service Provider Technical Program Guide](#)
 - I do not agree to the guide
- * Red Hat Partner Certified Cloud and Service Provider Program Guide**
 - I agree to abide to the terms & conditions described in [Red Hat Partner Certified Cloud and Service Provider Program Guide](#)
 - I do not agree to the guide
- * Red Hat Partner Program Guide**
 - I agree to abide to the terms & conditions described in [Red Hat Partner Program Guide](#)
 - I do not agree to the guide

Note: This click through agreement does not supersede existing and active signed partner agreements.

[Previous](#) [Next](#)

Step 8: Preview your application, then click the **Submit** button.

Apply to become a Red Hat partner

Progress bar: 1-7 (checked), 8 (Preview Application - active), 9 (Finish)

Please review your application:

- Partner Details**
 - Contact Information**
 - Contact Name: Sabrina Mitts
 - Contact Email: kgrayn+032125@redhat.com
 - Company Information**
 - Company Name: Commander Cloud Services
 - Company Address: 4566 Route 3 - Crain Hwy, POINTER RIDGE, MD, 20716, United States
- Additional Company Information**
 - Total Annual Revenue: <\$1 million
 - Target Market Size: Small
 - Application Type: Enterprise Resource Planning
 - Distributor Referral Code
 - Additional Partnerships
- Qualification Information**
 - How would you rate your technical knowledge of Red Hat products? 3 - Knowledgeable
 - What type of services will you be providing? Managing/operating shared infrastructures for customer owned products and/or applications
 - Do you have consumption/metering in place? Yes
 - Please provide additional details: [jgrayn@redhat.com](#)
 - What does your Go-To-Market strategy look like?

Step 9: Confirmation of your submitted application will display with the option to return to the homepage. You have now completed the Partner Enrollment application.

Red Hat Partner Connect Portal Home

Apply to become a Red Hat partner

Progress bar: 1-9 (all checked)

Thank you for your application Red Hat Partner Program.

Your application will be reviewed and you will be notified via email with the next steps of partner vetting. You will be informed of the decision once the process is complete.

[Return to home page](#)



Embedded Solutions Enrollment Process

Step 1: Select your **Authorized Country** and **Language Preferences** for viewing the full enrollment process, then click **Next**.

***Note:** You can now submit applications on behalf of your company entities by country, ensuring that the relevant agreements populate based on the location.

The screenshot shows the 'Apply to become a Red Hat partner' form. The progress bar at the top indicates the current step is 'Partner Preferences'. Below the progress bar, there are two dropdown menus: 'Authorized Country' with 'United States' selected and 'Language Preferences' with 'English' selected. A red 'Next' button is located at the bottom right of the form.

Step 2: Select the **Embedded** program, then click **Next**.

The screenshot shows the 'Apply to become a Red Hat partner' form. The progress bar at the top indicates the current step is 'Program Selection'. Below the progress bar, there is a heading 'Please select the Red Hat Partner Program (RHPP) module or other program you wish to apply:' followed by five radio button options: 'RHPP Resell module', 'RHPP Sell With module', 'RHPP Build module', 'RHPP Cloud module', and 'Embedded'. The 'Embedded' option is selected.

Step 3: Populate the **'Detailed Company information'** section, then click **Next**.

***Note:** The Website field is required.

The screenshot shows the 'Apply to become a Red Hat partner' form. The progress bar at the top indicates the current step is 'Detailed Company Information'. Below the progress bar, there is a heading 'Please provide the details for your company:' followed by several input fields: 'Website' (with 'www.newtest.com' entered), 'Company Description', 'Number of Employees', 'Target Market Size', 'Application Types', 'Distributor Referral Code', 'Additional Partnerships', 'Red Hat Point of Contact', and 'Total Annual Revenue'. A red 'Next' button is located at the bottom right of the form.



Step 4: Attest to the Partner Code of Conduct, then click **Next**.

The screenshot shows the 'Apply to become a Red Hat partner' progress bar with 'Partner Code of Con...' selected. Below, the 'Red Hat Partner Code of Conduct' section contains a paragraph and two radio button options. The 'Next' button is highlighted in red.

Apply to become a Red Hat partner

Partner Code of Con... Integrity Training Qualification Agreements Preview Application Finish

Red Hat Partner Code of Conduct

Red Hat requires that all new and existing partners agree to the Red Hat Partner Code of Conduct upon applying to be a partner as well as each following year.

- I acknowledge that I have read and understand the Red Hat Partner Code of Conduct and that my firm has authorized me to act on its behalf for this review. I agree that the firm will abide by the Code of Conduct and understand Red Hat will require it to be reviewed annually.
- I do not agree to these terms & conditions.

Previous Next

Step 5: Confirm the Integrity Training, then click **Next**.

The screenshot shows the 'Apply to become a Red Hat partner' progress bar with 'Integrity Training' selected. Below, the 'Integrity Training' section contains a paragraph and two radio button options. The 'Next' button is highlighted in red.

Apply to become a Red Hat partner

Integrity Training Qualification Agreements Preview Application Finish

Integrity Training

Red Hat requires that all new and existing partners complete Red Hat's Partner Integrity Training or similar training upon applying to be a partner as well as each following year. Similar training is that (1) covers corruption, bribery, fraud, conflicts of interest, protection of confidential information, and the delivery and acceptance of gifts, entertainment and hospitality; and (2) is provided at least once per year.

- I acknowledge that I have completed Red Hat's partner integrity training or will complete Red Hat's partner integrity training within thirty (30) days of being accepted as a Red Hat partner.
- I acknowledge that I have completed integrity training provided by my firm. The firm agrees to maintain records of the content and completion of such similar training so that they can be made available to Red Hat upon request.
- I do not acknowledge and affirm to this.

Previous Next

Step 6: Fill out the Embedded qualification questionnaire, then click **Next**.

The screenshot shows the 'Apply to become a Red Hat partner' progress bar with 'Qualification' selected. Below, the 'Please fill out the following information for Embedded Partner program qualification:' section contains three questions with radio button options and a text input field. The 'Next' button is highlighted in red.

Apply to become a Red Hat partner

Qualification Agreements Preview Application Finish

Please fill out the following information for Embedded Partner program qualification:

Does your use case include Embedding and distributing a packaged solution or hosting an application in a cloud environment?

- Yes
- No

Will you provide Tier 1 and Tier 2 support for the entire application stack, including the Red Hat solution?

- Yes
- No

What is the name of the application you are integrating with Red Hat software and can you supply a link to the webpage?

Previous Next



Step 7: Agree to the terms and conditions, then click **Next**.

The screenshot shows the 'Agreements' step of the application process. At the top, a progress bar indicates that the 'Agreements' step is currently active, with 'Preview Application' and 'Finish' steps following. Below the progress bar, the heading 'Agreements' is followed by a paragraph of text: 'Please read and accept the following terms and conditions. Acceptance to these terms does not signify acceptance by Red Hat as a Red Hat partner.' Below this, there is a section titled '*Red Hat Partner Embedded Agreement' with two radio button options: 'I agree to these terms & conditions described in Red Hat Partner Embedded Agreement' (which is selected) and 'I do not agree to these terms & conditions'. A small note below the options states: 'Note: This click through agreement does not supersede existing and active signed partner agreements.' At the bottom right, there are 'Previous' and 'Next' buttons.

Step 8: Preview your application, then click the **Submit** button.

The screenshot shows the 'Preview Application' step. The progress bar at the top indicates that the 'Preview Application' step is active. Below the progress bar, the heading 'Please review your application' is followed by a 'Partner Details' section. This section is divided into 'Contact Information' and 'Additional Company Information'. The 'Contact Information' section includes fields for 'Contact Name' (Ty Reseller), 'Contact Email' (skinner@ty10172024@redhat.com.invalid), 'Company Name' (Ty's Treats and Tech), and 'Company Address' (RALEIGH, NC, 27612, United States). The 'Additional Company Information' section includes fields for 'Total Annual Revenue', 'Target Market Size', 'Application Types', 'Distributor Referral Code', and 'Additional Partnerships'. Below the 'Partner Details' section is a 'Qualification information' section with three questions: 'Does your use case include Embedding and distributing a packaged solution or hosting an application in a cloud environment?' (Yes), 'Will you provide Tier 1 and Tier 2 support for the entire application stack, including the Red Hat solution?' (Yes), and 'What is the name of the application you are integrating with Red Hat software and can you supply a link to the webpage?' (This is a test). At the bottom, there is a disclaimer: 'You acknowledge that you have read and accepted the Red Hat code of conduct, terms of services agreement and program appendices.' At the bottom right, there are 'Previous' and 'Submit' buttons.

Step 9: Confirmation of your submitted application will display with the option to return to the homepage. You have now completed the Partner Enrollment application.

The screenshot shows the confirmation page. At the top, the heading 'Apply to become a Red Hat partner' is followed by a progress bar that is fully completed. Below the progress bar, the text reads: 'Thank you for your application Red Hat Partner Program. Your application will be reviewed and you will be notified via email with the next steps of partner setting. You will be informed of the decision once the process is complete.' At the bottom center, there is a red button labeled 'Return to home page'.



Build Enrollment Process

Step 1: Select your **Authorized Country** and **Language Preferences** for viewing the full enrollment process, then click **Next**.

***Note:** You can now submit applications on behalf of your company entities by country, ensuring that the relevant agreements populate based on the location.

Red Hat Partner Connect Portal Home

Apply to become a Red Hat partner

Partner Preferences Program Selection Detailed Company L... Partner Code of Con... Integrity Training Qualification Agreements Preview Application Finish

*Authorized Country
United States

*Language Preferences
English

Next

Step 2: Select the **RHPP Build module**, then click **Next**.

Apply to become a Red Hat partner

Program Selection Detailed Company L... Partner Code of Con... Integrity Training Qualification Agreements Preview Application Finish

Please select the Red Hat Partner Program (RHPP) module or other program you wish to apply:

- RHPP Resell module: For companies that sell and transact the sale of Red Hat offers directly to end customers.
- RHPP Sell With module: For companies engaged in joint solution selling with Red Hat but do not transact the sale.
- RHPP Build module: For companies who validate or certify their hardware or software products on Red Hat technologies and bring those offers to market as part of joint solutions with Red Hat offers.
- RHPP Cloud module: For the inclusion of Red Hat CCSP offers as part of a partner's cloud, hosting or managed services business and offers.
- Embedded: For the packaging of Red Hat products into a partner's single-purpose hardware appliances or turnkey software.

Step 3: Populate the **'Detailed Company information'** section, then click **Next**.

***Note:** The Website is required.

Apply to become a Red Hat partner

Detailed Company L... Partner Code of Con... Integrity Training Qualification Agreements Preview Application Finish

Detailed Company Information

Please provide the details for your company.

*Website
|

Company Description

Number of Employees
--None--

Target Market Size
--None--

Application Types
--None--

Distributor Referral Code

Additional Partnerships
--None--

Red Hat Point of Contact

Total Annual Revenue
--None--

Previous Next

Step 4: **Attest** to the Partner Code of Conduct, then click **Next**.

Apply to become a Red Hat partner

✓ ✓ ✓ **Partner Code of Con...** Integrity Training Qualification Agreements Preview Application Finish

Red Hat Partner Code of Conduct

Red Hat requires that all new and existing partners agree to the Red Hat Partner Code of Conduct upon applying to be a partner as well as each following year.

I acknowledge that I have read and understand the [Red Hat Partner Code of Conduct](#) and that my firm has authorized me to act on its behalf for this review. I agree that the firm will abide by the Code of Conduct and understand Red Hat will require it to be reviewed annually.

I do not agree to these terms & conditions

[Previous](#) [Next](#)

Step 5: Confirm the Integrity Training, then click **Next**.

Apply to become a Red Hat partner

✓ ✓ ✓ ✓ **Integrity Training** Qualification Agreements Preview Application Finish

Integrity Training

Red Hat requires that all new and existing partners complete Red Hat's Partner Integrity Training or similar training upon applying to be a partner as well as each following year. Similar training is that: (1) covers corruption, bribery, fraud, conflicts of interest, protection of confidential information, and the delivery and acceptance of gifts, entertainment and hospitality; and (2) is provided at least once per year.

I acknowledge that I have completed Red Hat's partner integrity training or will complete Red Hat's partner integrity training within thirty (30) days of being accepted as a Red Hat partner.

I acknowledge that I have completed Integrity training provided by my firm. The firm agrees to maintain records of the content and completion of such similar training so that they can be made available to Red Hat upon request.

I do not acknowledge and affirm to this.

[Previous](#) [Next](#)

Step 6: Fill out the Build qualification questionnaire, then click **Next**.

Apply to become a Red Hat partner

Please indicate the type of offerings in your company's portfolio (select all that apply):

- Software products
- Hardware systems or components
- Services (System integration, managed services, cloud hosting, AI, etc.)
- Other

Have you already, or do you plan to enroll in any additional modules?

[Previous](#) [Next](#)

Step 7: Agree to the terms and conditions & program guidelines, then click **Next**.

Apply to become a Red Hat partner

✓ ✓ ✓ ✓ ✓ ✓ **Agreements** Preview Applic... Finish

Agreements

Please read and accept the following terms and conditions. Acceptance to these terms does not signify acceptance by Red Hat as a Red Hat partner.

*** Red Hat Partner Build Agreement**

I agree to these terms & conditions described in [Red Hat Partner Build Agreement](#)

I do not agree to these terms & conditions

Note: This click through agreement does not supersede existing and active signed partner agreements.

[Previous](#) [Next](#)

Step 8: Preview your application, then click the **Submit** button

Apply to become a Red Hat partner

✓ ✓ ✓ ✓ ✓ ✓ ✓ **Preview Application** Finish

Please review your application

▼ Partner Details

[Contact Information](#) [Additional Company Information](#)



Sell With Enrollment Process

Step 1: Select your **Authorized Country** and **Language Preferences** for viewing the full enrollment process, then click **Next**.

***Note:** You can now submit applications on behalf of your company entities by country, ensuring that the relevant agreements populate based on the location.

Red Hat Partner Connect Portal Home

Apply to become a Red Hat partner

Partner Preferences Program Selection Detailed Company L... Partner Code of Con... Integrity Training Qualification Agreements Preview Application Finish

* Authorized Country
United States

* Language Preferences
English

Next

Step 2: Select the **RHPP Sell With module**, then click **Next**.

Apply to become a Red Hat partner

Program Selection Detailed Company L... Partner Code of Con... Integrity Training Qualification Agreements Preview Application Finish

Please select the Red Hat Partner Program (RHPP) module or other program you wish to apply:

- RHPP Resell module: For companies that sell and transact the sale of Red Hat offers directly to end customers.
- RHPP Sell With module: For companies engaged in joint solution selling with Red Hat but do not transact the sale.
- RHPP Build module: For companies who validate or certify their hardware or software products on Red Hat technologies and bring those offers to market as part of joint solutions with Red Hat offers.
- RHPP Cloud module: For the inclusion of Red Hat CCSP offers as part of a partner's cloud, hosting or managed services business and offers.
- Embedded: For the packaging of Red Hat products into a partner's single-purpose hardware appliances or turnkey software.

Step 3: Select the **'Sell With'** program you wish to apply for, then click **Next**.

Red Hat Partner Connect Portal Home

Apply to become a Red Hat partner

Program Selection Detailed Company L... Partner Code of Con... Integrity Training Qualification Agreements Preview Application Finish

Please select the sell with program you wish to apply:

- Sell With for Independent Software Vendors (ISV): Choose this if your company develops and sells its own software product(s). As an ISV partner, you will sell your technology alongside ours to provide a joint solution to customers.
- Sell With for Systems Integrators (SI): Choose this if your company provides professional services. As an SI partner, you will sell your consulting, implementation, or other services to customers using our platforms.
- Sell With: Choose this if your business model is not primarily an ISV or SI and your partnership model is to sell alongside Red Hat. Please briefly describe your business and how you would like to partner with us.

Previous Next



Step 4: Populate the 'Detailed Company information' section, then click **Next**.

***Note:** The Website is required.

Apply to become a Red Hat partner

Progress bar: Detailed Company Information (active), Partner Code of Con..., Integrity Training, Qualification, Agreements, Preview Application, Finish

Detailed Company Information

Please provide the details for your company.

*Website:

Application Types:

Company Description:

Distributor Referral Code:

Number of Employees:

Additional Partnerships:

Target Market Size:

Red Hat Point of Contact:

Total Annual Revenue:

Step 5: Attest to the Partner Code of Conduct, then click **Next**.

Apply to become a Red Hat partner

Progress bar: Partner Code of Con... (active), Integrity Training, Qualification, Agreements, Preview Application, Finish

Red Hat Partner Code of Conduct

Red Hat requires that all new and existing partners agree to the Red Hat Partner Code of Conduct upon applying to be a partner as well as each following year.

I acknowledge that I have read and understand the [Red Hat Partner Code of Conduct](#) and that my firm has authorized me to act on its behalf for this review. I agree that the firm will abide by the Code of Conduct and understand Red Hat will require it to be reviewed annually.

I do not agree to these terms & conditions

Step 6: Confirm the Integrity Training, then click **Next**.

Apply to become a Red Hat partner

Progress bar: Integrity Training (active), Qualification, Agreements, Preview Application, Finish

Integrity Training

Red Hat requires that all new and existing partners complete Red Hat's Partner Integrity Training or similar training upon applying to be a partner as well as each following year. Similar training is that: (1) covers corruption, bribery, fraud, conflicts of interest, protection of confidential information, and the delivery and acceptance of gifts, entertainment and hospitality; and (2) is provided at least once per year.

I acknowledge that I have completed Red Hat's partner integrity training or will complete Red Hat's partner integrity training within thirty (30) days of being accepted as a Red Hat partner.

I acknowledge that I have completed Integrity training provided by my firm. The firm agrees to maintain records of the content and completion of such similar training so that they can be made available to Red Hat upon request.

I do not acknowledge and affirm to this.



Step 7: Fill out the Sell With qualification questionnaire, then click **Next**.

Apply to become a Red Hat partner

Progress bar: Qualification (active), Agreements, Preview Application, Finish

Please fill out the following information for Sell With program qualification:

Please provide the name(s) of the application, product, or solution you are integrating with Red Hat software.

Please describe the primary services you will be providing to your customers.

Do you have an ecosystem of partners (e.g., resellers, distributors, integrators)?

Please outline your go-to-market strategy. We are particularly interested in understanding:

Your primary sales channels (e.g., direct sales, channel partners, online):

Your target customer profile (e.g., industry, company size):

Your key geographic markets:

Have you already, or do you plan to enroll in any additional Red Hat partner program modules?

Buttons: Previous, Next

Step 8: Agree to the terms and conditions & program guidelines, then click **Next**.

Apply to become a Red Hat partner

Progress bar: Agreements (active), Preview Application, Finish

Agreements

Please read and accept the following terms and conditions. Acceptance to these terms does not signify acceptance by Red Hat as a Red Hat partner.

Red Hat Partner Sell With Agreement

I agree to these terms & conditions described in [Red Hat Partner Sell With Agreement](#)

I do not agree to these terms & conditions

Note: This click through agreement does not supersede existing and active signed partner agreements.

Buttons: Previous, Next

Step 9: Preview your application, then click the **Submit** button

Apply to become a Red Hat partner

Progress bar: Preview Application (active), Finish

Please review your application

Partner Details

Contact Information Additional Company Information

Step 10: Ensure your application was successfully submitted.

Apply to become a Red Hat partner

Progress bar: All steps completed

Thank you for your application Red Hat Partner Program.

Your application will be reviewed and you will be notified via email with the next steps of partner vetting. You will be informed of the decision once the process is complete.

Return to home page