

Red Hat Partner Training Portal

User Guide

The Red Hat Partner Training Portal offers online training courses that help to ensure that partners are trained according to their role: sales, sales engineer, or delivery specialist.

Training courses build upon core product and use-case information to ensure partners' ability to:

- Understand the features and functionality of Red Hat technology.
- Implement Red Hat technology in customer environments.
- Demonstrate and convey the use and value of offerings to customers.

This guide is designed to help you understand the overall process of choosing, enrolling in, and taking training. The Red Hat Partner Training Portal offers the following types of training courses:

- **Course:** Online, self-paced learning ranging from sales-focused courses that average 30 minutes in length, to in-depth technical learning with hands-on lab environments that are accessed and completed through OPENTLC.
- **Video:** Recorded video content. Can include 5-minute or less microlearning modules, webinars, recorded classroom training, and product updates.
- **Classroom:** Instructor-led, hands-on training that is delivered onsite and in-person or virtually through web conferencing software.
- **Webinar:** Live training sessions conducted by Red Hat product experts and delivered virtually through web conferencing software.

Access The System

You can access the Red Hat Partner Training Portal from within [Red Hat Partner Connect](#).

- Log into Red Hat Partner Connect.
- Click the **Partner Training Portal** button from your dashboard.

Profile Preferences

Preferred language and time zone

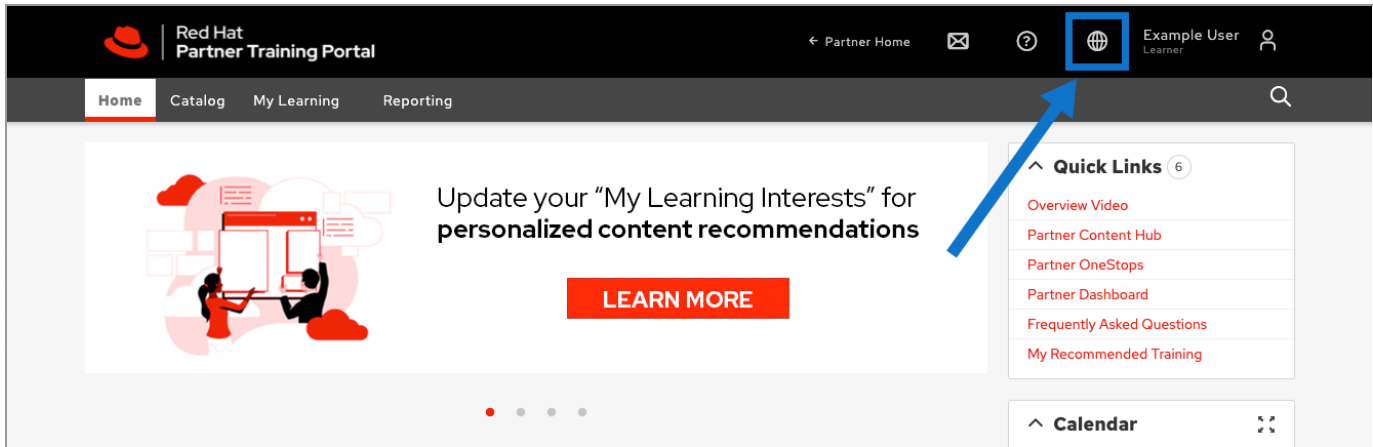
Language and time zone are initially set based on information from your Red Hat Partner Connect partner profile. When available, translated courses are provided in your preferred language. If no translated content is available, the default English version will display.

If you want to change these settings:

Select the **Languages** icon from the upper right menu bar.

- Select **Language** from the drop-down menu and then select the desired language.

- Select **Timezone** from the drop down menu and then select the desired time zone.

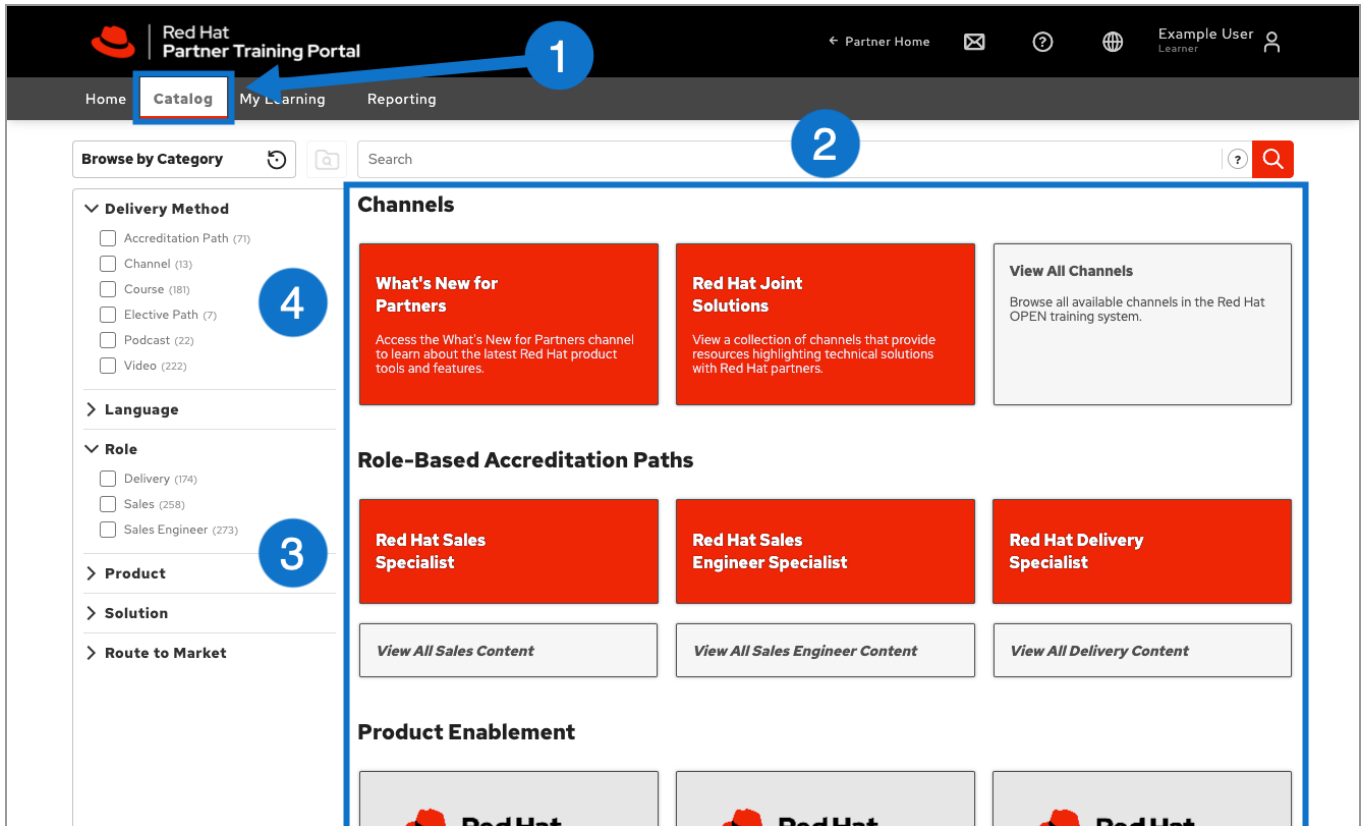


Enroll In Training

Course catalog and enrollment

Accreditations and courses in the Partner Training Portal are included in the catalog. The available training items are grouped by role, skill, and specialization.

1. Click the **Catalog** menu option to access the Catalog and view available training.
2. Click one of the theme tiles from the landing page or select from the left hand category menu to filter training by **Role**, **Product**, **Solution**, or **Route to Market**.
3. To further filter your results, combine multiple filters from the left hand menu.
4. Select a training type from the **Delivery Method** section to filter the type of content displayed.
 - The **Accreditation Path** delivery method will filter the results to show available accreditations.
 - The **Course** delivery method will filter the catalog to show available courses.
 - The **Video** delivery method will show on-demand training clips.
 - The **Channel** delivery method will filter the results to show our targeted collections of training content.
 - The **Webinar** delivery method will show upcoming virtual training sessions.
5. Click **Enroll** or **Launch** next to the training item that you want to complete.
6. After enrollment, the item will appear on your homepage for easy access.



Red Hat Partner Training Portal

Home **Catalog** My Learning Reporting

Browse by Category Search

Delivery Method

- Accreditation Path (71)
- Channel (13)
- Course (181)
- Elective Path (7)
- Podcast (22)
- Video (222)

Language

Role

- Delivery (174)
- Sales (258)
- Sales Engineer (273)

Product

Solution

Route to Market

Channels

What's New for Partners
Access the What's New for Partners channel to learn about the latest Red Hat product tools and features.

Red Hat Joint Solutions
View a collection of channels that provide resources highlighting technical solutions with Red Hat partners.

View All Channels
Browse all available channels in the Red Hat OPEN training system.

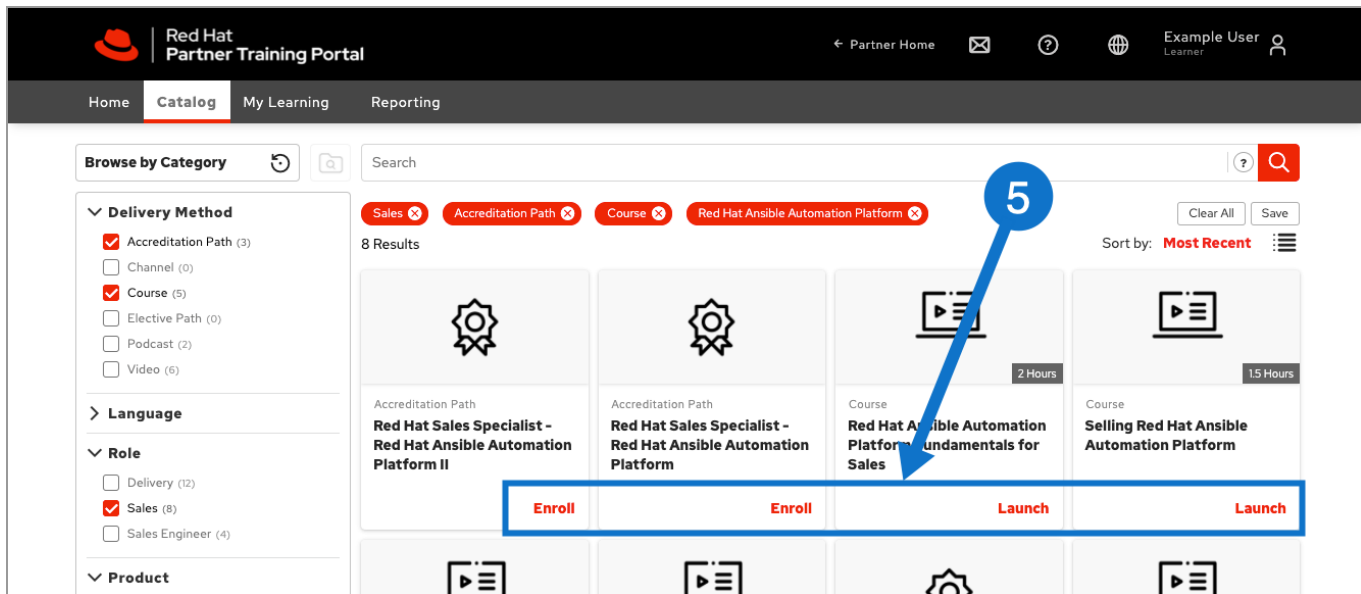
Role-Based Accreditation Paths

Red Hat Sales Specialist
[View All Sales Content](#)

Red Hat Sales Engineer Specialist
[View All Sales Engineer Content](#)

Red Hat Delivery Specialist
[View All Delivery Content](#)

Product Enablement



Red Hat Partner Training Portal

Home **Catalog** My Learning Reporting

Browse by Category Search

Delivery Method

- Accreditation Path (3)
- Channel (0)
- Course (5)
- Elective Path (0)
- Podcast (2)
- Video (6)

Language

Role

- Delivery (12)
- Sales (8)
- Sales Engineer (4)

Product

Sales Accreditation Path Course Red Hat Ansible Automation Platform

8 Results Sort by: **Most Recent**

Accreditation Path **Red Hat Sales Specialist - Red Hat Ansible Automation Platform II** [Enroll](#)

Accreditation Path **Red Hat Sales Specialist - Red Hat Ansible Automation Platform** [Enroll](#)

Course **Red Hat Ansible Automation Platform fundamentals for Sales** (2 Hours) [Launch](#)

Course **Selling Red Hat Ansible Automation Platform** (1.5 Hours) [Launch](#)

Course with labs

For additional information about courses that contain hands-on lab environments, please see the [Lab Course Enrollment Instructions](#).

Course assessments

Assessments in the Red Hat Partner Training Portal are available within many of the online, self-paced courses. Students must pass with a 70% or above. Assessments are on-demand and should be taken in one sitting.

View all enrollments

To view your current in-progress training:

1. Select **My Learning**.
2. Select **My Courses**.

Unenroll

To cancel your enrollment in any training item:

1. Select **My Learning**.
2. Select **My Courses**.
3. Click the name of the item you want to cancel.
4. Click **Unenroll**.






Content Bookmarking

Exit and return to a course

You can stop in the middle of a course and return to it at any time and your progress will be saved.

- **To exit a course:**
 1. Use the red X to close the course browser window.
 2. Allow the small tracking window to dynamically close itself and record your progress. **DO NOT** close the tracking window manually or you may lose progress.
 3. Allow the system window to refresh and the status of the course will be marked as **Incomplete**.
- **To return to a course:**
 1. Go to the **My Self Paced Learning** section on your homepage or My Courses.
 2. Select **Launch** or **Details** next to the desired course to return to the course.

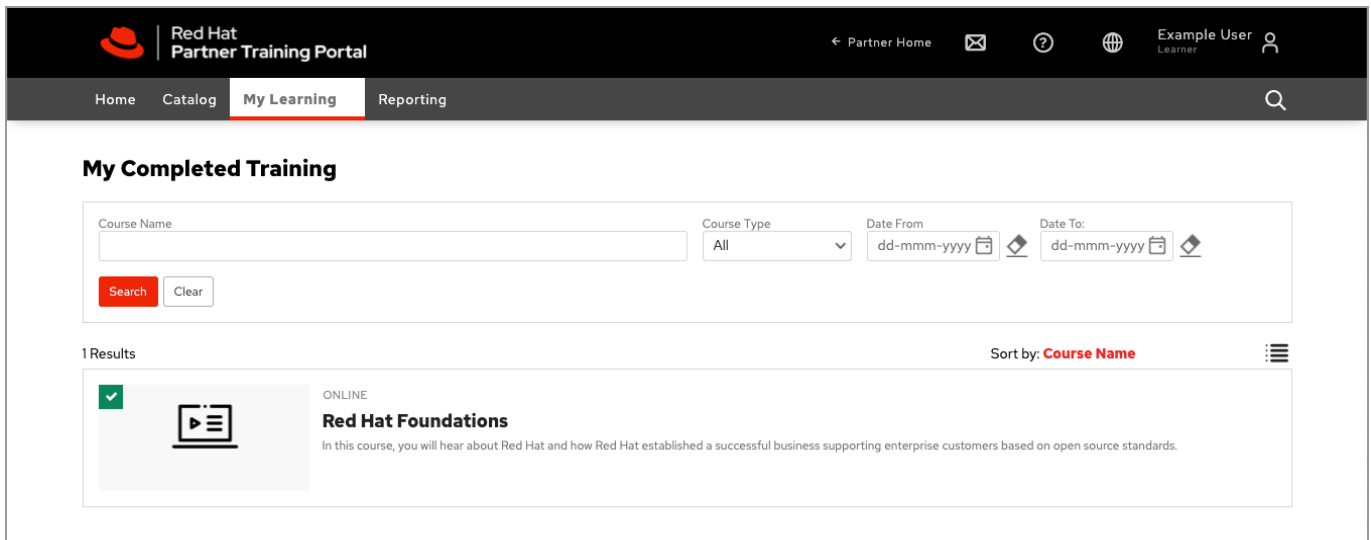
My Self Paced Learning

 Course How to Sell Red Hat OpenShift Container 30 minutes Details	 Course Introduction to Cloud-Native Development 30 minutes Details	 Course Red Hat Ansible Automation Platform 10 hours Launch	 Course Red Hat Build of Quarkus Foundation 16 hours Launch	 Course Red Hat Build of Quarkus... 16 hours Launch
--	---	---	---	---

Review Content

View completed learning

1. Select **My Learning**.
2. Select **My Completed Training**.





The screenshot shows the Red Hat Partner Training Portal interface. The top navigation bar includes the Red Hat logo, 'Red Hat Partner Training Portal', and user information 'Example User Learner'. The main navigation menu has 'Home', 'Catalog', 'My Learning' (highlighted), and 'Reporting'. The 'My Completed Training' section features a search filter with fields for 'Course Name', 'Course Type' (set to 'All'), 'Date From', and 'Date To'. Below the search filters, there is one result for the course 'Red Hat Foundations', which is marked as 'ONLINE' and includes a brief description: 'In this course, you will hear about Red Hat and how Red Hat established a successful business supporting enterprise customers based on open source standards.'

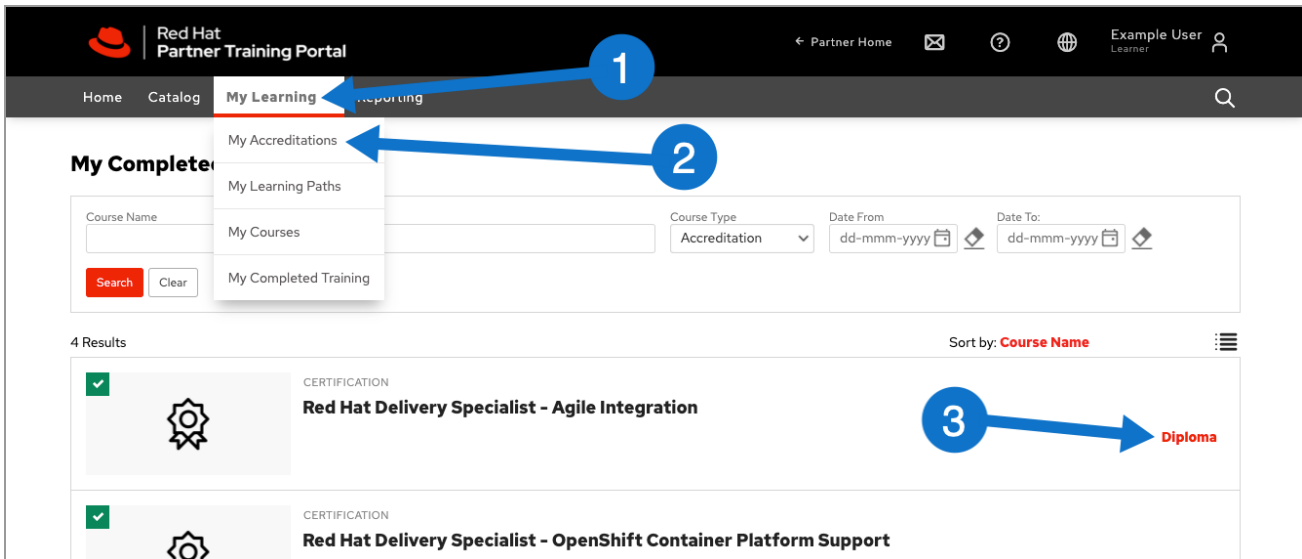
Review a completed course

1. Select **My Learning**.
2. Select **My Completed Training**.
3. Click the course title to access the course details page.
4. Click **Launch** to review the course

Accreditation

The Red Hat Partner Training Portal gives you access to PDF diplomas that you can view, print, download, and share.

1. Select **My Learning**.
2. Select **My Accreditations**.
3. Click the **Diploma** button to view the diploma.
4. Click the printer icon  to print the diploma.
5. Click the download icon  to download the diploma.



The screenshot shows the Red Hat Partner Training Portal interface. The navigation bar includes 'Home', 'Catalog', 'My Learning', and 'Reporting'. A blue arrow labeled '1' points to 'My Learning'. A dropdown menu is open under 'My Learning', with a blue arrow labeled '2' pointing to 'My Accreditations'. Below the menu is a search form with fields for 'Course Name', 'Course Type' (set to 'Accreditation'), 'Date From', and 'Date To'. Below the search form, there are 4 results. The first result is 'Red Hat Delivery Specialist - Agile Integration' with a 'Diploma' button highlighted by a blue arrow labeled '3'. The second result is 'Red Hat Delivery Specialist - OpenShift Container Platform Support'.

Transcript

To access your Training Transcript follow the steps below:

- Select **Reporting** from the menu bar.
- Click **My Reports**.
- Locate **100 - Learner Transcript Report (Default)** and click **Run**.
- Select HTML or PDF format
- Enter a date range in the Completed Date From and To fields to capture completions over a defined time period.
- Click **Run** at the bottom of the page
- If running as a PDF, click **Download** to save and share

**100 - Learner Transcript Report (15-Jun-2020 00:03)****Parameters:**

Name: Example User
COMPLETED_DATE_FROM: %
COMPLETED_DATE_TO: %
Include Auto Completions: Yes

Course	Status	Completed Date	Expiry Date	Type	Enrolled
Introduction to Hybrid Cloud Infrastructure	Completed	May-22-20		Online	No
Red Hat Foundations	Completed	May-01-20		Online	No
Red Hat Sales Specialist - Hybrid Cloud Infrastructure	Current	May-22-20	22-MAY-22	Certification	No
TOTAL: 3					

Contact Information

- [North America](#)
- [Latin America](#)
- [Asia Pacific](#)
- [Europe, Middle East, and Africa](#)